

ICBWWD300



FEATURES

Temperature range of 27°C to 93°C

76 cm wide, it's spacious enough for an entrée and several sides

Matches Wolf ovens and ranges, or accepts custom panel

Hidden electronic controls

Automatic shut-off

Rigorously tested in our U.S. manufacturing facilities for decades of use

Exceptional support from our Customer Care team

UL approved for warming towels

Four preset temperatures make it easy to warm favorite foods

Fan assist for even heat distribution that keeps juicy foods juicy, crisp foods crisp

Removable rack lets you double-stack items

Full-extension drawer for easy access to foods

Removable stainless steel drawer pan for easy clean-up

ACCESSORIES

Stainless steel or black glass drawer fronts to match Wolf transitional, professional and contemporary ovens

Stainless steel tubular, pro and black tubular handles

Integrated drawer front for custom panels

Stainless steel 5 cm thick drawer front for installation with Wolf outdoor grill

Stainless steel 5 cm thick drawer front for installation with Wolf sealed burner rangetop

Accessories available through an authorized dealer.

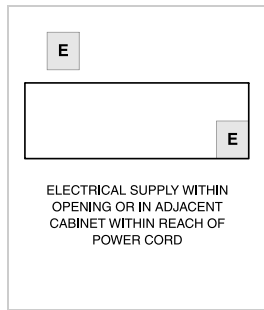
For local dealer information, visit subzero-wolf.com/locator.



PRODUCT SPECIFICATIONS

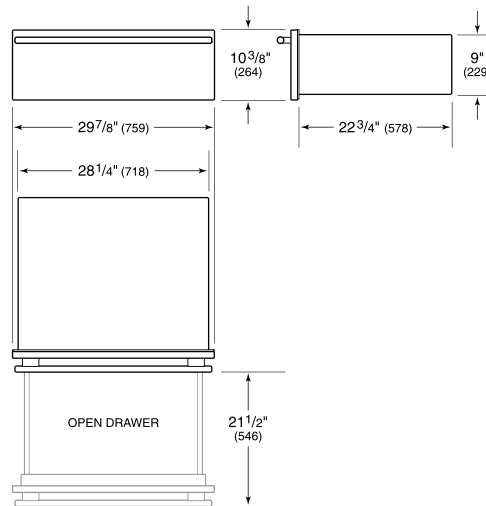
Model	ICBWWD300
Dimensions	911mmW x 264mmH x 578mmD
Capacity	45 L
Weight	45 kg
Electrical Supply	220-240 VAC; 50/60 Hz
Electrical Service	850 W
Power Cord Length	1 Meters

ELECTRICAL

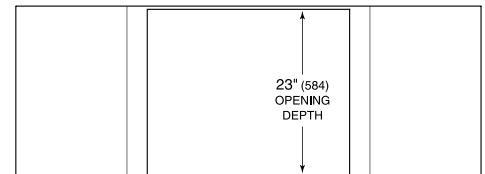


NOTE: Dimensions in parenthesis are in millimeters unless otherwise specified

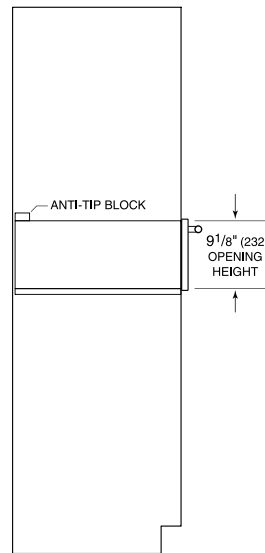
DIMENSIONS



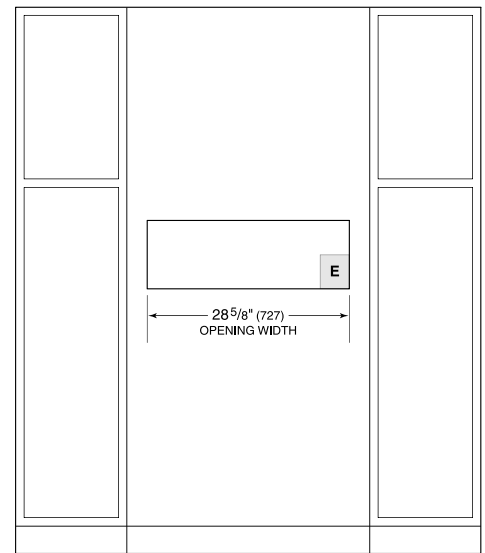
STANDARD INSTALLATION



TOP VIEW



SIDE VIEW



FRONT VIEW

NOTE: Location of electrical supply within opening may require additional cabinet depth.